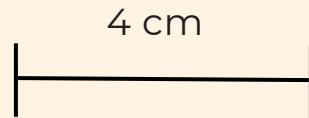


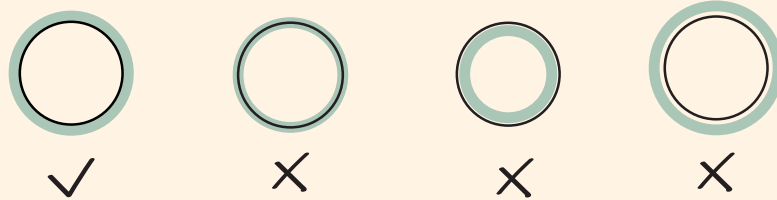
TITYARAVY

SIZE GUIDE

1- Print this sizer on a sheet of **A4 portrait** paper. Verify that the prints are at full size (100%) by selecting “no” in the “Print to Scale” option.

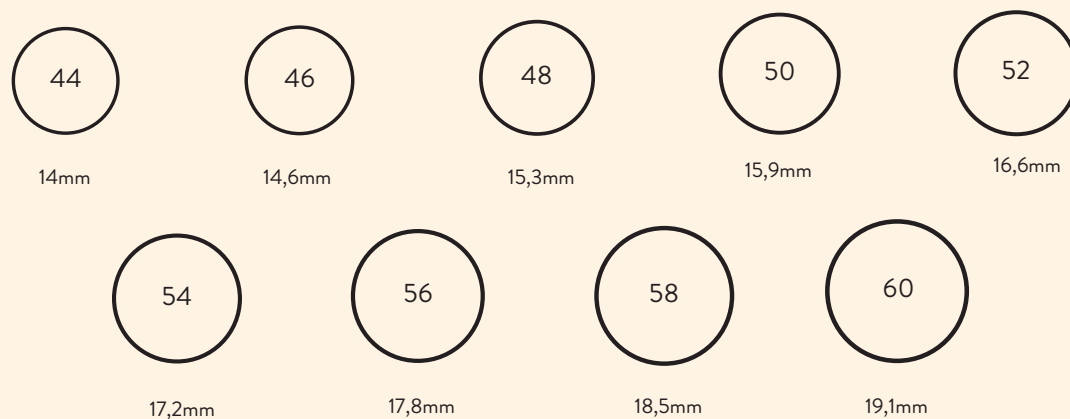


2- Have one of your rings that fits your finger and hand where you want to wear your Tityaravy ring. Position it on the template, **the entire black circle** should appear inside your ring.



3- If your ring is between 2 sizes, **prefer the larger size.**

By nature, the fingers swell according to the seasons or occasionally. It is better to have a ring a little too big rather than too fair because generally you make a size more summer compared to winter.



4- If you have any questions, please contact us at +33 6 60 99 29 87 or contact@tityaravy.com. We will accompany you in the choice of your size. Remember that you have 14 days to exchange your ring at no extra cost if the size is not appropriate. You can also get help on one of our Parisian spaces. 4 rue Chabanais or Bon Marché Rive Gauche.